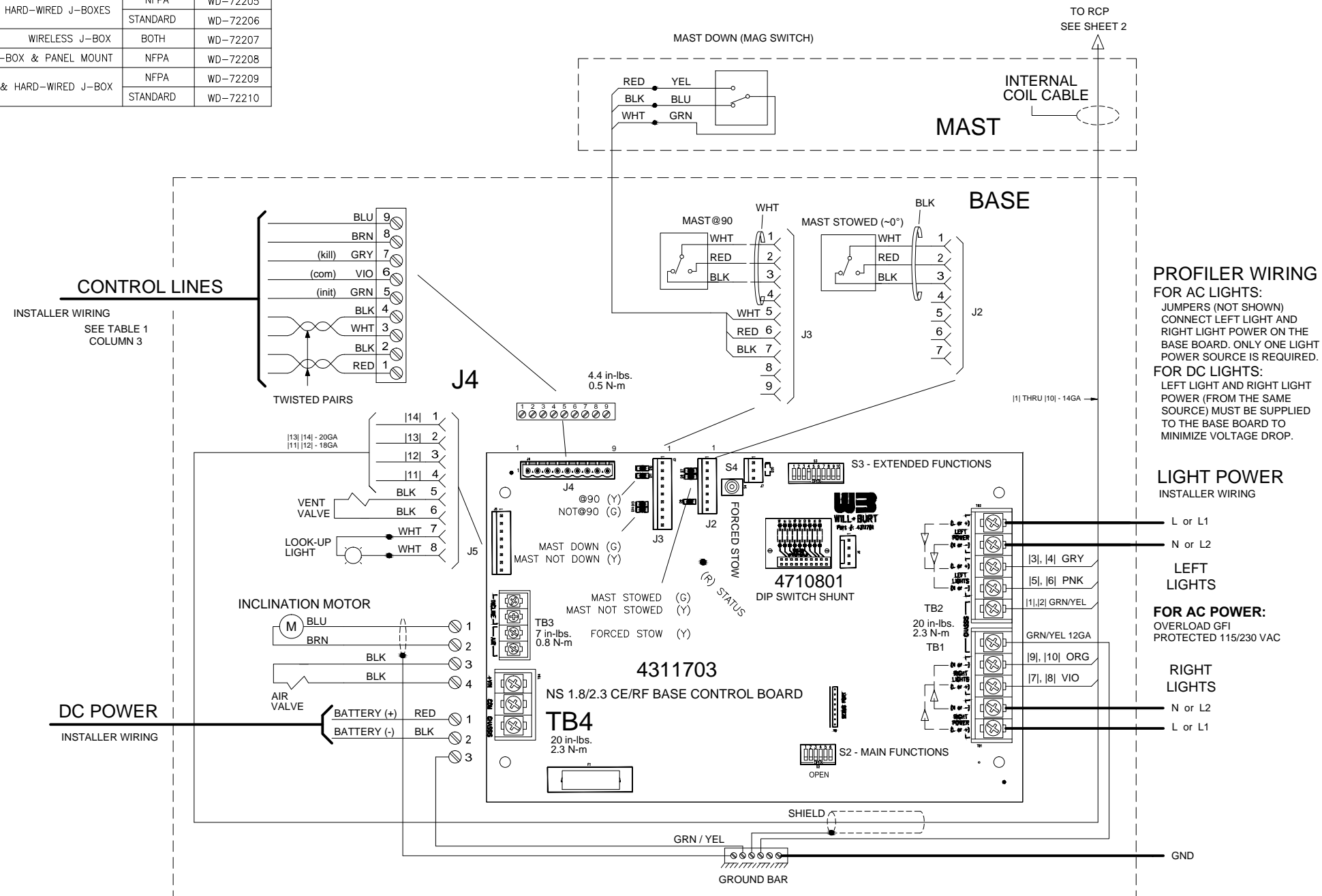


TABLE 1 - CONTROLLER WIRING

APPLICATION	TYPE	DRAWING
SINGLE HARD-WIRED PANEL MOUNT	NFPA	WD-72201
SINGLE HARD-WIRED J-BOX	NFPA	WD-72202
	STANDARD	WD-72203
HARD-WIRED J-BOX & PANEL MOUNT	NFPA	WD-72204
TWO HARD-WIRED J-BOXES	NFPA	WD-72205
	STANDARD	WD-72206
WIRELESS J-BOX	BOTH	WD-72207
WIRELESS J-BOX & PANEL MOUNT	NFPA	WD-72208
WIRELESS & HARD-WIRED J-BOX	NFPA	WD-72209
	STANDARD	WD-72210

REVISIONS				
ECN	REV	DESCRIPTION	DATE	BY/APPVL
11147	00	INITIAL RELEASE	07-23-12	DJB/JMK



AWG	in-lbs.
14-10 CU	20
12-10 AL	20
(2)14, 12 CU	25
(2)12, 10 AL	25
8	25
6 - 4	35

BASE DIP SWITCH S2: MAIN FUNCTIONS

POS	OFF (OPEN)	ON (CLOSED)
1	J4 8,9 CLOSED WHEN NESTED	J4 8,9 OPEN WHEN NESTED
2	NFPA MODE	STANDARD
3	RCP	NO RCP
4	ROOF MOUNT	VERTICAL
5	UNUSED	UNUSED
6	NORMAL	DO NOT USE

BASE DIP SWITCH S3: EXTENDED FUNCTIONS

POS	OFF (OPEN)	ON (CLOSED)
1	NO D-TEC	D-TEC PRESENT
2	NO WELL COVER/HATCH	WELL COVER/HATCH PRESENT
3	-	-
4	-	DEFAULT
5-10	-	-

<b>MATERIAL</b>	NS Universal.DWG
<b>FINISH</b>	

UNLESS OTHERWISE SPECIFIED DIMENSIONS ARE IN INCHES  
 TOLERANCES ON: DECIMALS ANGLES  
 0 = ± ± 1/2"  
 00 = ± ±  
 000 = ± ±  
 FRACTIONS ±  
 BREAK ALL SHARP CORNERS  
 725/ ON ALL MACHINED SURFACES

THIS DOCUMENT CONTAINS PROPRIETARY INFORMATION AND SHALL NOT BE USED OR REPRODUCED OR ITS CONTENTS DISCLOSED IN WHOLE OR IN PART WITHOUT THE PRIOR WRITTEN CONSENT OF THE WILL-BURT COMPANY.  
 FOR LOGISTICAL SUPPORT ONLY  
 SIGNATURE DATE  
 DR. BY DJB -  
 CK. BY JMK -  
 APP. BY

**WILL-BURT** AN EMPLOYEE OWNED COMPANY ORRVILLE, OHIO

NEXT ASS'Y

DESC. NightScan Powerlite WITH 4311703 UNIVERSAL CONTROL CONTROL WIRING - NO COMPRESSOR

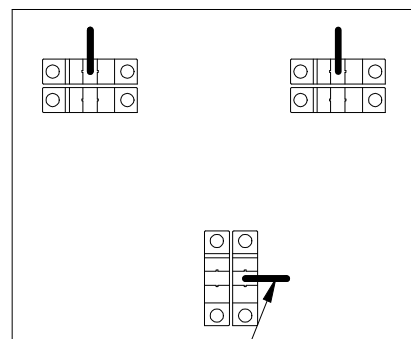
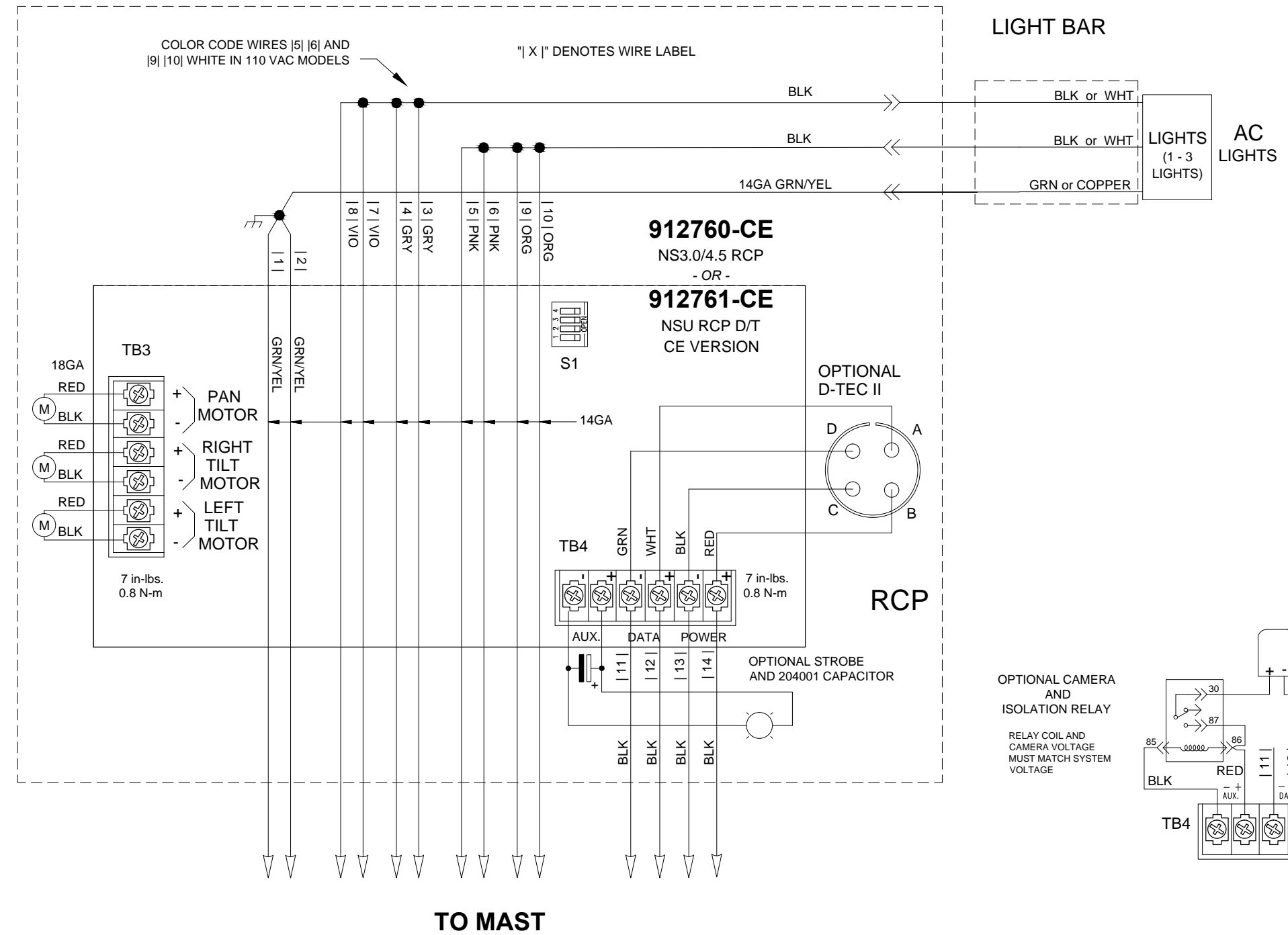
SIZE DWG. No. **B** WD-721020

SCALE NTS SHEET 1 OF 2

REVISIONS				
ECN	REV	DESCRIPTION	DATE	BY/APPVL
11147	00	INITIAL RELEASE	07-23-12	DJB/JMK

RCP DIP SWITCH S1

POS	OPEN	CLOSED
1	STOP ON FAULT	STOW ON FAULT
2	NOT PROFILER	PROFILER
3	UNUSED	UNUSED
4	UNUSED	UNUSED



POINTERS SET TO HOME POSITION 3 PLACES

POINTERS ON THE TIMING RINGS MUST BE SET TO THE HOME POSITION

MATERIAL NS Universal.DWG	UNLESS OTHERWISE SPECIFIED DIMENSIONS ARE IN INCHES  TOLERANCES ON: DECIMALS    ANGLES 0 = ±    ± 1/2° 00 = ± 000 = ±  FRACTIONS ±  BREAK ALL SHARP CORNERS 1/25" ON ALL MACHINED SURFACES	THIS DOCUMENT CONTAINS PROPRIETARY INFORMATION AND SHALL NOT BE USED OR REPRODUCED OR ITS CONTENTS DISCLOSED IN WHOLE OR IN PART, WITHOUT THE PRIOR WRITTEN CONSENT OF THE WILL-BURT COMPANY.  FOR LOGISTICAL SUPPORT ONLY SIGNATURE    DATE DR. BY DJB    - CK. BY JMK    - APP. BY	AN EMPLOYEE OWNED COMPANY ORRVILLE, OHIO NEXT ASSY DESC.    NightScan Powerlite WITH 4311703 UNIVERSAL CONTROL CONTROL WIRING - NO COMPRESSOR SIZE    DWG. No. B    WD-721020 SCALE    NTS SHEET 2 OF 2