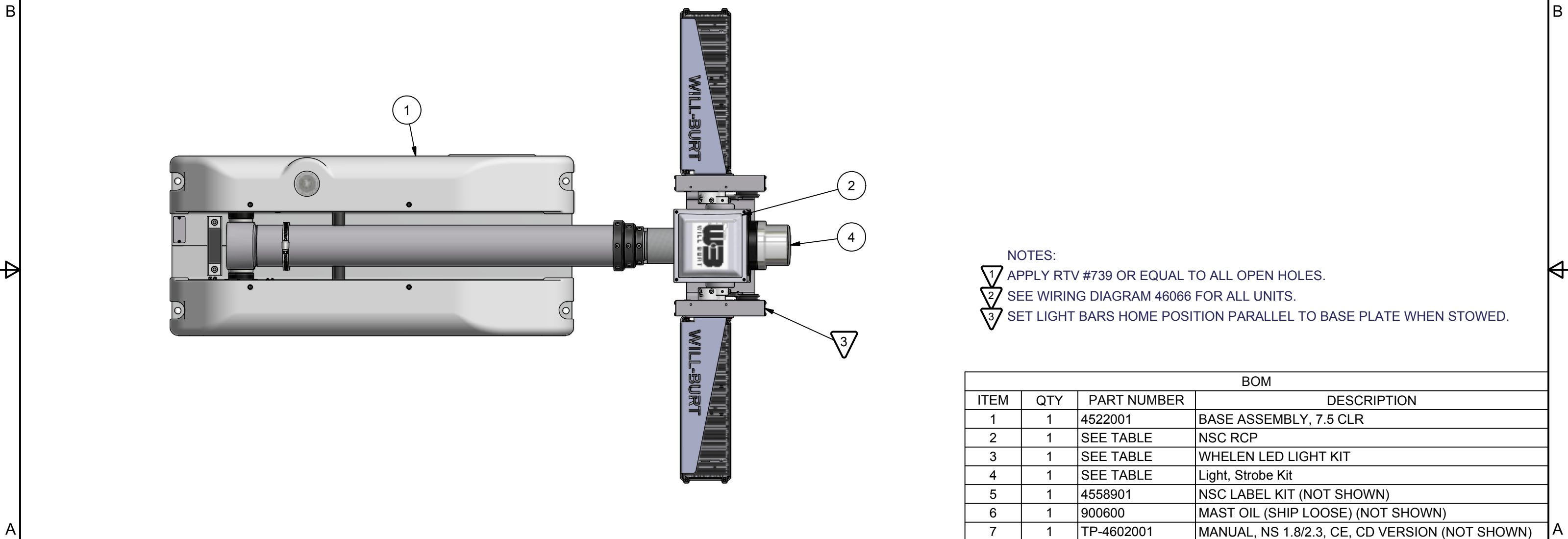


Table				
PART NUMBER	DESCRIPTION	ITEM-2 P/N	ITEM-3 P/N	ITEM-4 P/N
720711940	NS 2.3 300 (2X150) LED 12VDC WHL FLD	4548301	4597102	NONE
720712340	NS 2.3 300 (2X150) LED 24VDC WHL FLD	4548301	4597104	NONE
720712601	NS 2.3 300 (2X150) LED 12VDC WHL FLD/SPT	4548301	4597105	NONE
720712603	NS 2.3 300 (2X150) LED 24VDC WHL FLD/SPT	4548301	4597106	NONE
720713601	NS 2.3 300 (2X150) LED 110VDC WHL SPT/FLD	4548301	4621503	NONE
720712600	NS 2.3-300 WHL LED 24VDC, SPT/FLD RED STRB	4548305	4597106	4481602

REVISION HISTORY				
ECN	REV	DESCRIPTION	DATE	BY/APPR
10366	Q	SEE ECN	12/21/2011	CJM
10634	R	NEW BOM - FROM OLD STYLE TO NEW COST REDUCED	7/22/2011	RCC
10881	S	REPLACE 4558902 WITH 4558901	1/17/2012	CJY
11529	T	Added 720712600	3/15/2013	RCC



- NOTES:
- 1 APPLY RTV #739 OR EQUAL TO ALL OPEN HOLES.
  - 2 SEE WIRING DIAGRAM 46066 FOR ALL UNITS.
  - 3 SET LIGHT BARS HOME POSITION PARALLEL TO BASE PLATE WHEN STOWED.

BOM			
ITEM	QTY	PART NUMBER	DESCRIPTION
1	1	4522001	BASE ASSEMBLY, 7.5 CLR
2	1	SEE TABLE	NSC RCP
3	1	SEE TABLE	WHELEN LED LIGHT KIT
4	1	SEE TABLE	Light, Strobe Kit
5	1	4558901	NSC LABEL KIT (NOT SHOWN)
6	1	900600	MAST OIL (SHIP LOOSE) (NOT SHOWN)
7	1	TP-4602001	MANUAL, NS 1.8/2.3, CE, CD VERSION (NOT SHOWN)

UNLESS OTHERWISE SPECIFIED DIMENSIONS ARE IN INCHES.

TOLERANCES ON DECIMALS    ANGLES  
 0 = ± 0.030                      ± 1/2'  
 00 = ± 0.010  
 000 = ± 0.005

FRACTIONAL ± 1/64"  
 1. ALL INSIDE EDGES TO HAVE .005" TO .035" FILLETS.  
 2. ALL OUTSIDE EDGES TO HAVE .005" TO .015" CHAMFER OR RADIUS.

125° ON ALL MACHINED SURFACES

APPROX. WT:111.0 lbmass

THIRD ANGLE PROJECTION

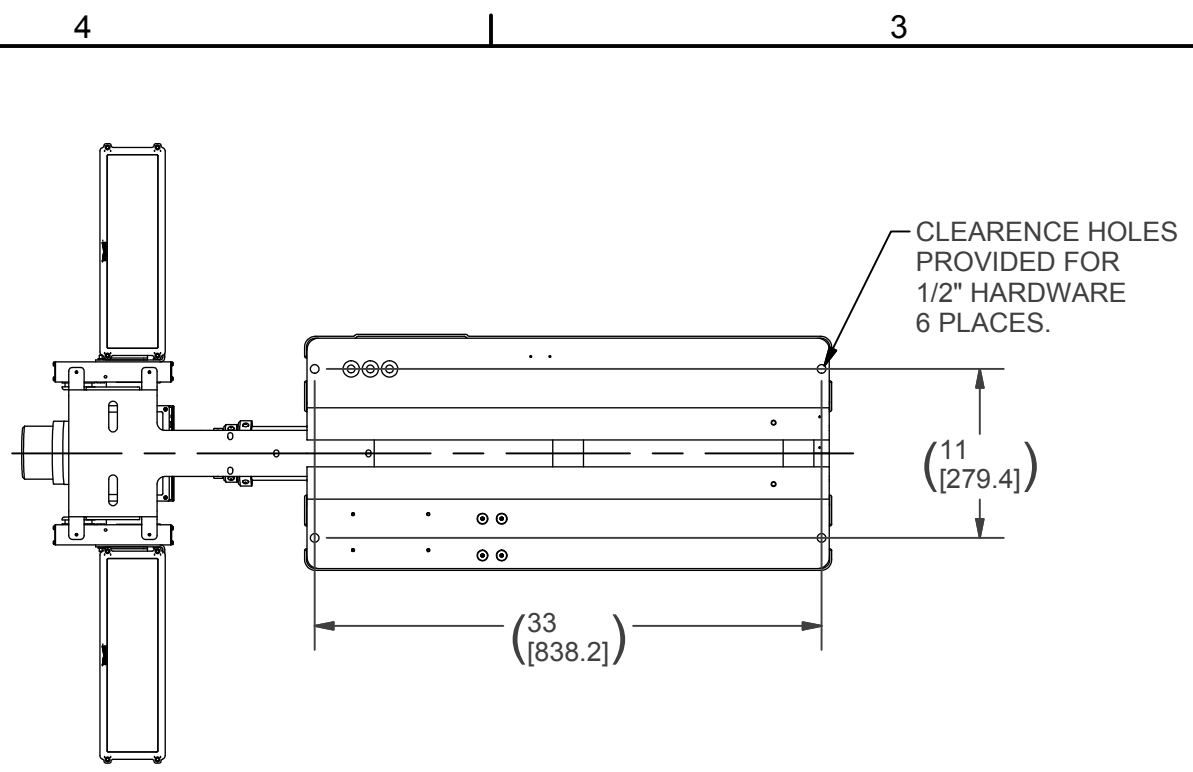
**PROPRIETARY AND CONFIDENTIAL**  
 THE INFORMATION CONTAINED IN THIS DRAWING IS THE SOLE PROPERTY OF THE WILL-BURT COMPANY ANY REPRODUCTION IN PART OR WHOLE WITHOUT THE WRITTEN PERMISSION OF THE WILL-BURT COMPANY IS PROHIBITED.

APPROVALS	DATE
DRAWN RCC	7/22/2011
CHECKED	

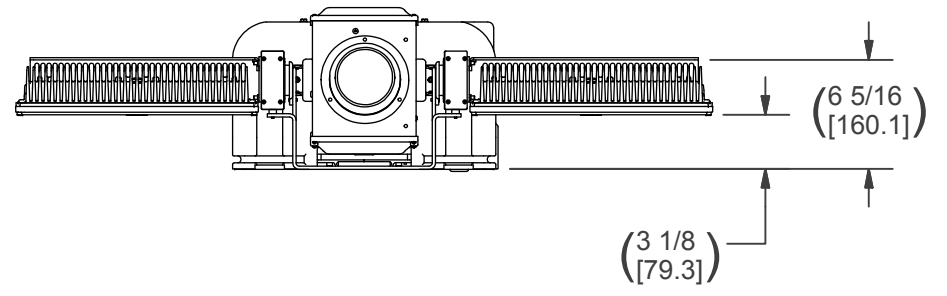
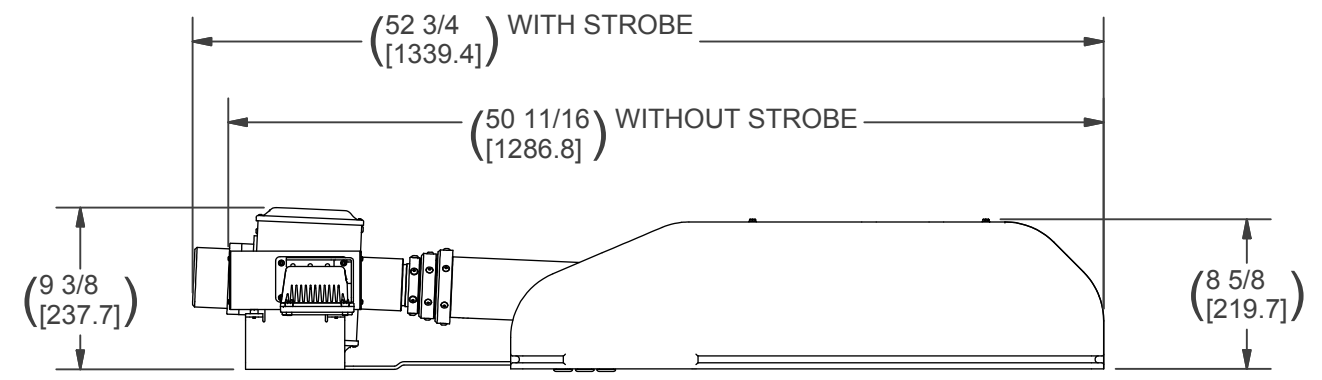
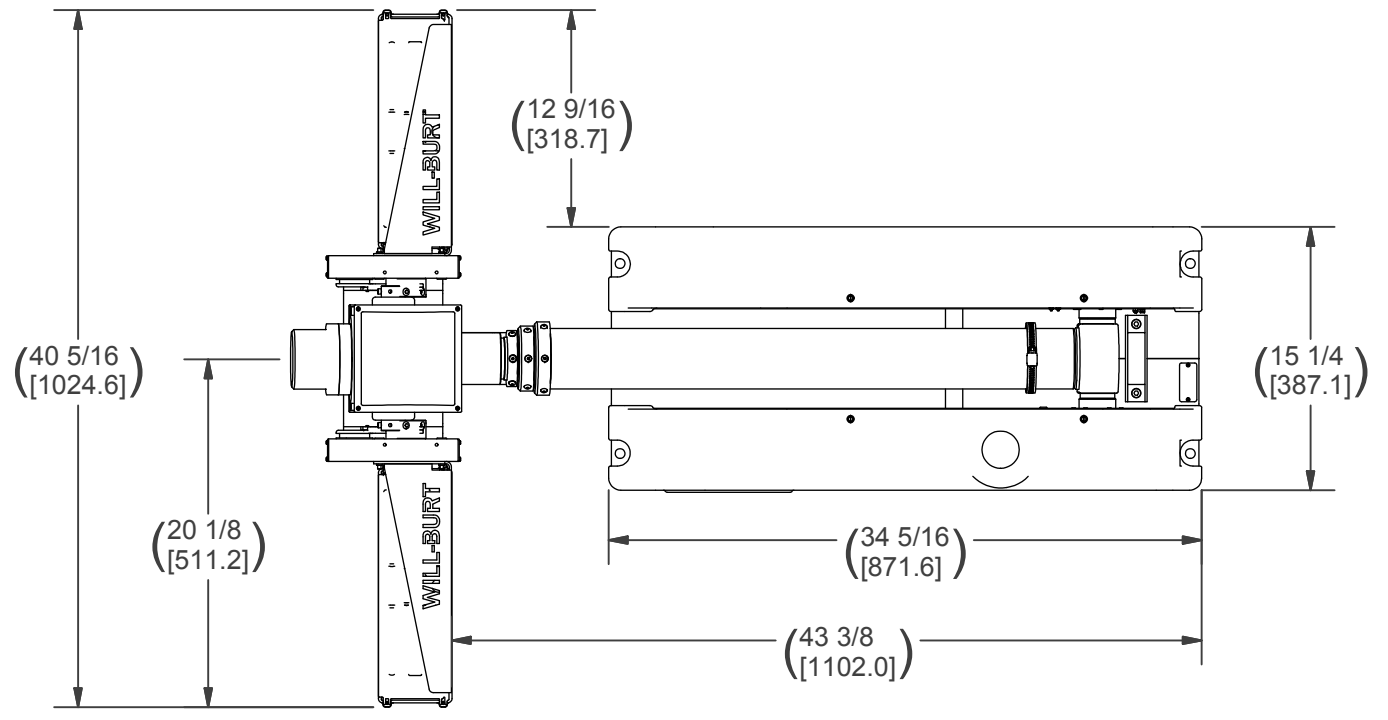
**WILL-BURT** AN EMPLOYEE OWNED COMPANY  
 ORRVILLE, OH

TITLE  
**NS 2.3 300 (2X150) LED WHL**

SIZE B	DWG NO 720711940	REV T
PN: SEE TABLE ABOVE		SHEET 1 OF 2



MOUNTING (BOLT PATTERN)  
(BOTTOM VIEW)



ALL SPECIFICATIONS SUBJECT TO CHANGE WITHOUT NOTICE.

NOTES:  
PRIMARY DIMENSIONS INCHES  
SECONDARY DIMENSIONS MILLIMETERS.

APPROX. WT:111.0 lbmass

THIRD ANGLE PROJECTION



UNLESS OTHERWISE SPECIFIED  
DIMENSIONS ARE IN INCHES.  
TOLERANCES ON DECIMALS ANGLES  
0 = ± 0.030 ± 1/2°  
00 = ± 0.010  
000 = ± 0.005  
FRACTIONAL ± 1/64"  
1. ALL INSIDE EDGES TO HAVE  
.005" TO .035" FILLETS.  
2. ALL OUTSIDE EDGES TO HAVE  
.005" TO .015" CHAMFER OR RADIUS.  
125√ ON ALL MACHINED SURFACES

**PROPRIETARY AND CONFIDENTIAL**  
THE INFORMATION CONTAINED IN THIS  
DRAWING IS THE SOLE PROPERTY OF THE  
WILL-BURT COMPANY ANY REPRODUCTION  
IN PART OR WHOLE WITHOUT THE WRITTEN  
PERMISSION OF THE WILL-BURT COMPANY IS  
PROHIBITED.

**WB** AN EMPLOYEE OWNED COMPANY  
WILL-BURT ORRVILLE, OH

TITLE  
**NS 2.3 300 (2X150) LED WHL**

APPROVALS	DATE
DRAWN RCC	7/22/2011
CHECKED	

SIZE B	DWG NO 720711940	REV T
PN: SEE TABLE ABOVE	SHEET 2 OF 2	